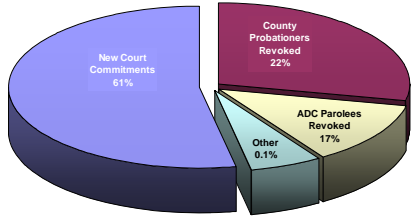


in retrospect . . .

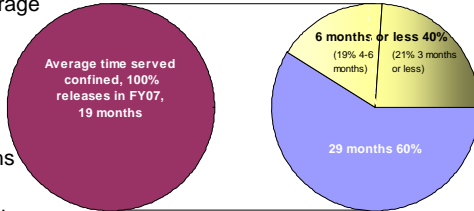
**DURING FY07 20,910 INMATES WERE ADMITTED TO ADC:**



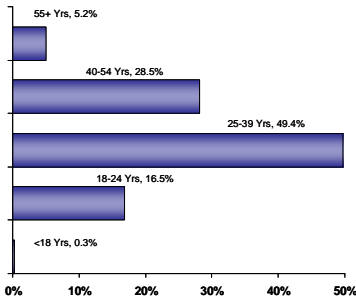
- 12,732 (61%) new court commitments
- 4,582 (22%) county probationers revoked
- 3,584 (17%) ADC parolees revoked
- 24 (0.1%) other

**DURING FY07 ADC RELEASED 18,619 INMATES:**

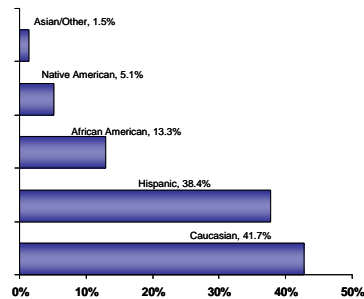
- 11,197 (60%) served an average of 29 months in prison
- 7,422 (40%) served less than 6 months confined
  - 3,488 (19%) served an average of 4 to 6 months
  - 3,934 (21%) served an average of 3 months or less



**INMATE AGE DISTRIBUTION**



**INMATE ETHNIC DISTRIBUTION**



**RECENT ADC PERFORMANCE INDICATORS**

- Inmate on inmate assaults decreased 37% between FY03 and FY07
- Inmate on staff assaults decreased 51% between FY03 and FY07
- Sexual assaults decreased 70% between FY03 and FY07
- Technical revocations reduced by 32% between FY03 and FY07
- Inmate grievances down 17% between FY03 and FY07
- Inmate lawsuits (non-habeas) filed down 42% between FY03 and FY07
- Positive urinalysis by inmates down 24% between FY03 and FY07
- 3,306 inmates earned GED certificates in FY07, 27.1% of total Arizona GED
- Inmate voluntary contributions to crime victims/communities to include cash and in kind contributions was \$446,845 in FY07, and \$831,499 from FY04 – FY07

The Arizona Department of Corrections  
February ♦ 2008



**CORRECTIONS  
AT A  
GLANCE**

**For further information, contact:**  
Arizona Department of Corrections • Support Services Division  
1601 West Jefferson Street • Phoenix AZ 85007 • 602-542-1160  
<http://www.azcorrections.gov>

This document is available in alternative formats by contacting Central Office Communications • 602-542-1212 • TDD 602-542-3774

**CENSUS**

Total Prison Population .....	38,100
ADC Facilities .....	30,138
Other .....	7,962
Parole .....	6,911
<b>TOTAL .....</b>	<b>45,011</b>

**OFFENSE PROFILE**

<b>Inmates</b>	<b>Parolees</b>	
Violent • Murder, assault, robbery, sex crimes 14,050 .....	1,426	
Property • Burglary, stealing 9,858 .....	2,241	
Drug • Possession, sales, manufacture 7,771 .....	1,916	
Other • DUI, weapons 5,421 .....	1,328	
<b>Totals:</b> 38,100 .....	6,911	
<b>GENDER</b>	<b>Male</b>	<b>Female</b>
Prison .....	34,654	3,446
Parole .....	5,853	1,058

**SPECIAL POPULATION GROUPS**

Death Row .....	119
Life Sentence .....	1,431
Criminal Aliens .....	5,396
Minors .....	143
Protective Segregation .....	791
Security Threat Groups .....	264
< 6 mo to serve from intake .....	1,711

**TOTAL INTAKE AND RELEASE**

New Admissions .....	1,782
Revocations .....	189
Fugitive Return .....	84
Releases .....	1,519
Deaths .....	13
(8 from natural causes, 1 by accident, and 4 pending investigation)	
Net increase (decrease) .....	263
Bed Deficit .....	3,618

*There were no escapes from ADC correctional facilities during the month of February 2008.*

**PAROLE**

Total on supervision (last day of month) .....	6,911
Net increase (decrease) in total .....	1%
Cases Opened .....	1,126
Cases Closed .....	1,041
Revocations .....	154
Warrants Issued .....	262

*43 warrants for New Offenses; 202 for Absconding Supervision; and 17 for Technical Violations.*

Re-Entry Initiative Participants .....	103
Re-Entry Initiative Completions .....	83

**“PARALLEL UNIVERSE”**

Inmates assigned to Work, School and Treatment, using free time wisely and building positive family/community relationships with real world expectations for civil, productive behavior.

**ADC FACILITY INMATES EMPLOYED IN WORK, SCHOOL, AND TREATMENT – 73%**

**WORK**

Inmates Working in ADC Facilities .....	23,697
Inmates Working for ACI .....	2,125
Inmates Working in Public Sector .....	1,286

**EDUCATION**

Enrolled in School .....	3,789
GED Certificates Earned .....	241
Attending Job Training .....	4,161
Certificates Awarded .....	139
In Special Education .....	212

**COUNSELING AND TREATMENT SERVICES**

Drug Education Participants .....	725
Drug Education Graduates .....	851
Drug Treatment (moderate) Participants .....	373
Drug Treatment (moderate) Graduates .....	23
Drug Treatment (intensive) Participants .....	291
Drug Treatment (intensive) Graduates .....	22
Sex Offender Treatment Participants .....	242
Sex Offender Treatment Completed .....	6
Mental Health Participants .....	428
Mental Health Treatment Completed .....	48

**HEALTH SERVICES**

Hospital Admissions .....	157
Inmates testing positive for:	
HIV .....	7
Active TB .....	0
Hepatitis C .....	171

4,154 (13.74%) inmates are being treated for chronic care conditions defined in statute to include cancer, diabetes, heart disease, hypertension, seizure disorder, respiratory disease, tuberculosis, and HIV/AIDS.

**DRUG TESTING – PRISONS**

<b>TOTAL</b>	<b>RANDOM</b>	<b>TARGETED</b>
Total inmates tested .....	4,400	3,069
Total specimens tested .....	4,481	3,113
Positive specimens .....	152	142
Marijuana .....	98	91
Cocaine .....	2	4
Opiates .....	35	40
Amphetamines .....	29	20
Other .....	2	0
Negative specimens .....	4,329	2,971
Negative % .....	96.6%	95.4%

**DRUG TESTING – PAROLE**

<b>TOTAL</b>	<b>TARGETED</b>
Total parolees tested .....	4,131
Total specimens tested .....	4,780
Positive specimens .....	627
Marijuana .....	154
Cocaine .....	116
Opiates .....	44
Amphetamines .....	195
Other .....	118
Negative specimens .....	3,504
Negative % .....	85%

**REPARATION ACTIVITIES**

Offenders are accountable to crime victims and strive to make amends to the community. ADC expects offenders to engage in activities that help to make our communities whole and demonstrate remorse to victims for their criminal conduct.

**ARIZONA COMMUNITIES**

	<b>Prisons</b>	<b>Parole</b>	<b>Combined</b>
Hours, Community Betterment .....	1,348	0	1,348
Hours, Public Sector Work Crews .....	104,415		FY YTD: 896,249
Hours, ADOT Crews .....	21,693		FY YTD: 147,938
Hours, Fire Suppression/Brush-Abatement .....	14,109		FY YTD: 167,222

If these 141,565 inmate hours of service are calculated at \$6.40/hour (\$6.90 current [1/1/08] per-hour minimum wage minus \$0.50 ADC cost), over \$906,016 in community service was provided by ADC offenders statewide.

**CRIME VICTIM COMMUNITY**

Hours, Victim-focused Community Service .....	363	0	FY YTD: 5,898
Collections, Court Ordered Restitution .....	\$76,536	\$116,810	\$193,346
Collections, Victims' Compensation .....	\$521	\$50,738	\$51,259
Crime Victim Notifications of Release .....	Feb: 296		FY YTD: 2,583
Donations, Voluntary Contributions .....	Feb: \$28,745		FY YTD: \$295,741

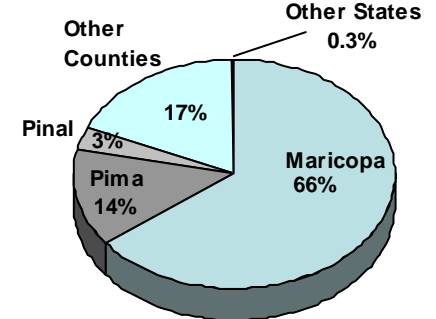
**INSTITUTIONAL CONDUCT**

Inmate/Inmate assault .....	43
Inmate/Staff assault .....	16
Major rule violations .....	1,074
Minor rule violations .....	2,073

**CONSTITUENT CONTACTS, INMATE**

<b>GRIEVANCES &amp; LAWSUITS</b>	
Constituent Contacts .....	787
Inmate grievances .....	287
Inmate lawsuits filed .....	16
Inmate Filing Fees Paid .....	\$4,731

**COUNTY OF CONVICTION**



**RATIO/FILLED CORRECTIONAL OFFICER II POSITIONS TO INMATES = 1:5.46**

**RATIO/AUTHORIZED CORRECTIONAL OFFICER II POSITIONS TO INMATES = 1:5.29**

**HUMAN RESOURCES & STAFF DEVELOPMENT**

**STAFF RETENTION**

	Total Filled	Number of Vacancies	Number of Losses	Vacancy Rate	Annualized Turnover Rate
Correctional Officers II .....	5,522	172	68	3.02%	14.7%
Parole Officers .....	89	5	3	5.32%	39.6%
Medical Professionals .....	381	169	4	30.73%	12.6%

**There are 9,978.9 funded FTE and 9,755.9 authorized FTE in FY 2008.**

Losses include resignations, dismissals, retirements, promotions/demotions, and deaths.

**ADC PERSONNEL ON MILITARY LEAVE... 98 ON STANDBY.....70**

**TUITION ASSISTANCE... 146 staff has received a total of \$150,908 FY to date.**

TBD...To Be Determined

N/A...Not Applicable

Revised 3/2/09